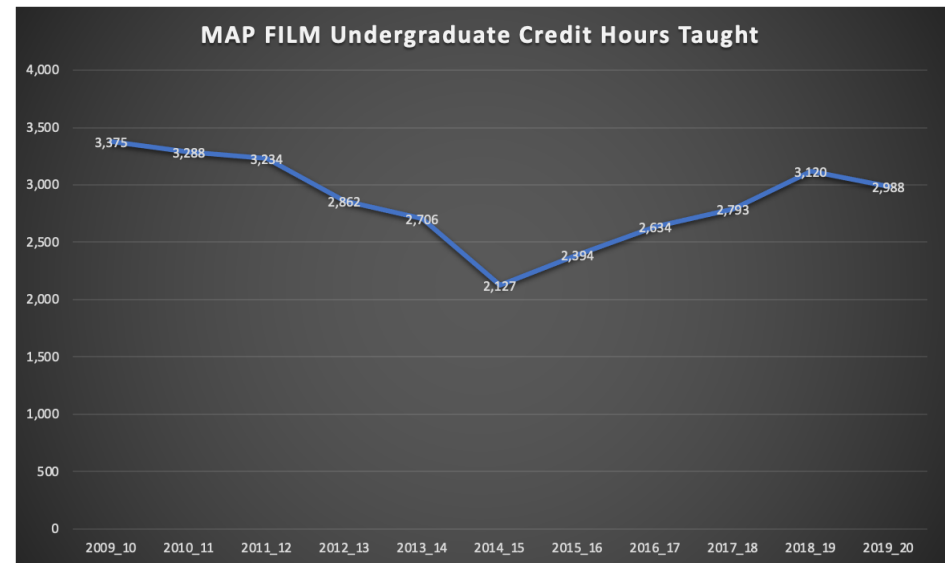
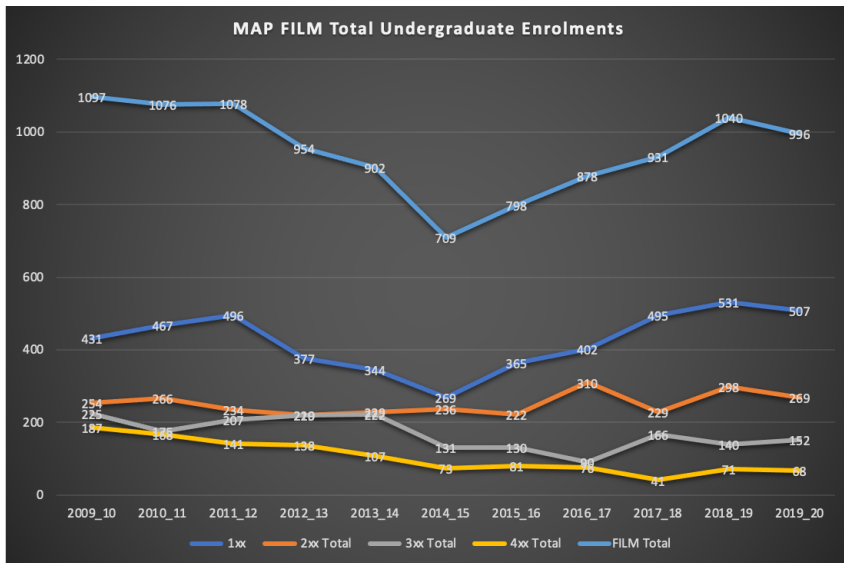


## MAP FILM Unit Review - Appendix V - Data and Graphs

FILM	CRSE_LEVEL	Credit Hours Taught										
		2009_10	2010_11	2011_12	2012_13	2013_14	2014_15	2015_16	2016_17	2017_18	2018_19	2019_20
	GR	24	42	54	81	93	96	138	81	69	132	72
	UG	3,375	3,288	3,234	2,862	2,706	2,127	2,394	2,634	2,793	3,120	2,988

FILM	CRSE_LEVEL	CRSE_YR	CRSE_NUMB	Enrolment (# of filled seats)											
				2009_10	2010_11	2011_12	2012_13	2013_14	2014_15	2015_16	2016_17	2017_18	2018_19	2019_20	
GR	8xx Total			7	14	13	19	21	24	28	13	15	16	16	
		9xx	901			1	3	1	3	4	2	11	2		
			902			3	4	3	5	10	4	3	7	5	
	<b>GR FILM Total</b>				<b>7</b>	<b>14</b>	<b>17</b>	<b>23</b>	<b>27</b>	<b>30</b>	<b>41</b>	<b>21</b>	<b>20</b>	<b>34</b>	<b>23</b>
	UG	1xx Total			431	467	496	377	344	269	365	402	495	531	507
		2xx Total			254	266	234	219	229	236	222	310	229	298	269
3xx Total				225	175	207	220	222	131	130	90	166	140	152	
4xx Total				187	168	141	138	107	73	81	76	41	71	68	
<b>UG FILM Total</b>				<b>1097</b>	<b>1076</b>	<b>1078</b>	<b>954</b>	<b>902</b>	<b>709</b>	<b>798</b>	<b>878</b>	<b>931</b>	<b>1040</b>	<b>996</b>	



# MAP FILM Unit Review - Appendix V - Data and Graphs

## MJDash2: Summary of Programs, Majors, Minors and Concentrations for Academic Unit

University of Regina Census Date Students for Unit: **MAP FILM - Film**

MJ&MN4: Summary of Majors, Minors & Concen, by Degree Type,  
for: **MPCERTANIMAT MPDIPFP MST FPRD FST PHOT FILM FVPR FVST MP MS**

All Level, does NOT include secondary concurrent program registrations

MajMin Level	LEVE..	DEG Type	MajMinLevelDetail	201130	201230	201330	201430	201530	201630	201730	201830	201930	202030	202130
				Fall 2011	Fall 2012	Fall 2013	Fall 2014	Fall 2015	Fall 2016	Fall 2017	Fall 2018	Fall 2019	Fall 2020	Fall 2021
<b>Prog</b>	Under grad	Cert/Dipl	PROG MPCERTANIMAT								1	4		5
			PROG MPDIPFP									2	1	2
	<b>Total</b>										3	5	2	12
<b>Major</b>	Under grad	Bachelor	MJ1 First Major (FILM)					2	2		2			
			MJ1 First Major (FPRD)						46	65	95	92	112	101
			MJ1 First Major (FVPR)	143	125	106	89	84	36	18	14	6	1	1
			MJ1 First Major (FVST)	7		1	6	7	4	3	3	2		
			MJ2 Added Major (FILM)		1	1	1							
	Grad	Masters	MJ1 First Major (MP)	3	5	6	6	6	6	5	6	6	7	7
			MJ1 First Major (MS)	1	1	5	3	4	5	7	7	7	2	2
<b>Total</b>			154	132	119	105	103	99	98	127	113	122	111	
<b>Minor</b>	Under grad	Bachelor	MN1 Added Minor (FPRD)						2	8	3	3		
			MN1 Added Minor (FVST)			1	3	3		1	1	1		
			MN1 Added Minor (PHOT)								1	1	1	1
			MN2 Added Minor (FVST)							1	1			
			MN2 Added Minor (PHOT)							1	1		1	1
	Other	MN1 Added Minor (PHOT)						1	1					
<b>Total</b>					1	3	3	3	12	7	5	2	2	
<b>Concen</b>	Under grad	Bachelor	CN1 Added Concen (FST)									1	4	2
			CN1 Added Concen (FVST)	6	4	3	2	1	1					
	Grad	Masters	CN1 Added Concen (MS)		3	2								
<b>Total</b>			6	7	5	2	1	1			1	4	2	
<b>Grand Total</b>			160	139	125	110	107	103	110	137	124	130	127	

included Major/Minor/Concen. codes:  
MST FPRD FST PHOT FILM  
FVPR FVST MP MS

<b>FILM</b>	~Film & Video
<b>FPRD</b>	Film Production
<b>FST</b>	Film Studies
<b>FVPR</b>	~Film & Video Production
<b>FVST</b>	~Film & Video Studies
<b>MP</b>	Media Production
<b>MS</b>	Media Studies
<b>PHOT</b>	Photography

Note that descriptions beginning with ~ (tildy) can no longer be used for new students

## MAP FILM Unit Review - Appendix V - Data and Graphs

University of Regina Census Date Students for Unit: **MAP FILM - Film**  
 MJ&MN\_CD2: Summary of Majors, Minors & Concen, by **FirstTerm & Continuing**  
 for: **MPCERTANIMAT MPDIPFP MST FPRD FST PHOT FILM FVPR FVST MP MS**  
 All Level, does NOT include secondary concurrent program registrations

breakout	LEVEL	DEG Type	MajMin Level	# students											% of annual Grand Total (note subtotals duplicate)											
				Fall 2011	Fall 2012	Fall 2013	Fall 2014	Fall 2015	Fall 2016	Fall 2017	Fall 2018	Fall 2019	Fall 2020	Fall 2021	Fall 2011	Fall 2012	Fall 2013	Fall 2014	Fall 2015	Fall 2016	Fall 2017	Fall 2018	Fall 2019	Fall 2020	Fall 2021	
				201130	201230	201330	201430	201530	201630	201730	201830	201930	202030	202130	201130	201230	201330	201430	201530	201630	201730	201830	201930	202030	202130	
<b>First Term</b>	Under grad	Bachelor	Major	32	26	18	20	27	20	20	35	14	20	19	20%	19%	14%	18%	25%	19%	18%	26%	11%	15%	15%	
			Minor				1												1%							
			Concen	2											1		1%								1%	
	Cert/Dipl	Prog									2	2		3								1%	2%		2%	
	<b>Total</b>			34	26	18	21	27	20	20	37	16	21	22	21%	19%	14%	19%	25%	19%	18%	27%	13%	16%	17%	
	Grad	Masters	Major		3	5	1	1	1	3	1	4	1	1		2%	4%	1%	1%	1%	3%	1%	3%	1%	1%	
<b>Total</b>				3	5	1	1	1	3	1	4	1	1		2%	4%	1%	1%	1%	3%	1%	3%	1%	1%		
<b>Total</b>			34	29	23	22	28	21	23	38	20	22	23	21%	21%	18%	20%	26%	20%	21%	28%	16%	17%	18%		
<b>Continuing</b>	Under grad	Bachelor	Major	118	100	90	76	66	68	66	79	86	93	83	74%	72%	72%	69%	62%	66%	60%	58%	69%	72%	65%	
			Minor			1	2	3	2	11	7	5	2	2			1%	2%	3%	2%	10%	5%	4%	2%	2%	
			Concen	4	4	3	2	1	1				1	3	2	3%	3%	2%	2%	1%	1%			1%	2%	2%
	Cert/Dipl	Prog									1	3	2	9								1%	2%	2%	7%	
	Other	Minor							1	1									1%	1%						
	<b>Total</b>			122	104	94	80	70	72	78	87	95	100	96	76%	75%	75%	73%	65%	70%	71%	64%	77%	77%	76%	
Grad	Masters	Major	4	3	6	8	9	10	9	12	9	8	8	3%	2%	5%	7%	8%	10%	8%	9%	7%	6%	6%		
<b>Total</b>				3	2										2%	2%										
<b>Total</b>			4	6	8	8	9	10	9	12	9	8	8	3%	4%	6%	7%	8%	10%	8%	9%	7%	6%	6%		
<b>Total</b>			126	110	102	88	79	82	87	99	104	108	104	79%	79%	82%	80%	74%	80%	79%	72%	84%	83%	82%		
<b>Grand Total</b>			160	139	125	110	107	103	110	137	124	130	127	100%	100%	100%	100%	100%	100%	100%	100%	100%	100%	100%		

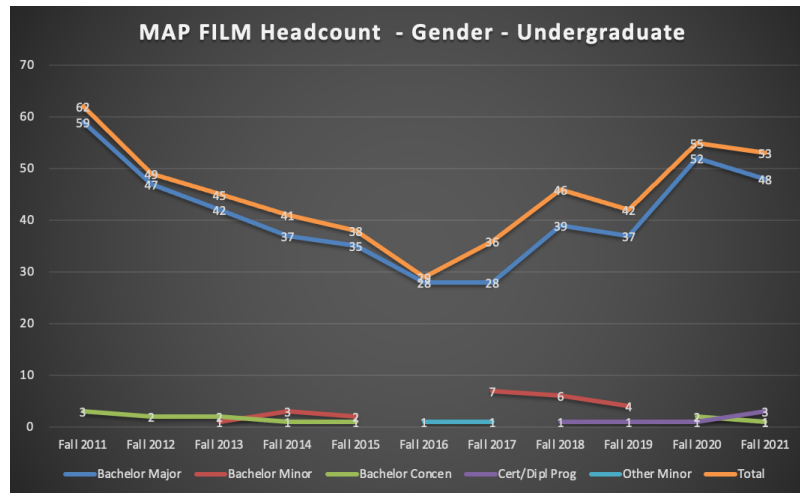
CensusDate Students **MJ&MN\_CD2**, data as of Oct. 2021, U Regina Office of Institutional Research, [www.uregina.ca/orp](http://www.uregina.ca/orp) note: Concen = Concentration, Concurr = concurrent program

# MAP FILM Unit Review - Appendix V - Data and Graphs

University of Regina Census Date Students for Unit: MAP FILM - Film  
 MJ&MN\_CD2: Summary of Majors, Minors & Concen, by Gender  
 for: MPCERTANIMAT MPDIPFP MST FPRD FST PHOT FILM FVPR FVST MP MS  
 All Level, does NOT include secondary concurrent program registrations

breakout	LEVEL	DEG Type	Maj/Min Level	# students										% of annual Grand Total (note subtotals duplicate)												
				Fall 2011	Fall 2012	Fall 2013	Fall 2014	Fall 2015	Fall 2016	Fall 2017	Fall 2018	Fall 2019	Fall 2020	Fall 2021	Fall 2011	Fall 2012	Fall 2013	Fall 2014	Fall 2015	Fall 2016	Fall 2017	Fall 2018	Fall 2019	Fall 2020	Fall 2021	
				201130	201230	201330	201430	201530	201630	201730	201830	201930	202030	202130	201130	201230	201330	201430	201530	201630	201730	201830	201930	202030	202130	
Female	Under grad	Bachelor	Major	59	47	42	37	35	28	28	39	37	52	48	37%	34%	34%	34%	33%	27%	25%	28%	30%	40%	38%	
			Minor			1	3	2		7	6	4		1			1%	3%	2%		6%	4%	3%		1%	
			Concen	3	2	2	1	1						2	1	2%	1%	2%	1%	1%					2%	1%
		Cert/Dipl	Prog								1	1	1	3								1%	1%	1%	2%	
		Other	Minor						1	1										1%	1%					
		<b>Total</b>		62	49	45	41	38	29	36	46	42	55	53	39%	35%	36%	37%	36%	28%	33%	34%	34%	42%	42%	
	Grad	Masters	Major		2	7	6	8	9	8	9	9	5	4		1%	6%	5%	7%	9%	7%	7%	7%	4%	3%	
			Concen		1	1											1%	1%								
			<b>Total</b>	3	8	8	6	8	9	8	9	9	5	4	2%	6%	5%	7%	9%	7%	7%	7%	4%	3%		
		<b>Total</b>		62	52	53	47	46	38	44	55	51	60	57	39%	37%	42%	43%	43%	37%	40%	40%	41%	46%	45%	
all other	Under grad	Bachelor	Major	91	79	66	59	58	60	58	75	63	61	54	57%	57%	53%	54%	54%	58%	53%	55%	51%	47%	43%	
			Minor					1	2	4	1	1	2	1					1%	2%	4%	1%	1%	2%	1%	
			Concen	3	2	1	1		1				1	2	1	2%	1%	1%	1%		1%		1%	2%	1%	
		Cert/Dipl	Prog								2	4	1	9								1%	3%	1%	7%	
		<b>Total</b>		94	81	67	60	59	63	62	78	69	66	65	59%	58%	54%	55%	55%	61%	56%	57%	56%	51%	51%	
	Grad	Masters	Major	4	4	4	3	2	2	4	4	4	4	5	3%	3%	3%	3%	2%	2%	4%	3%	3%	3%	4%	
			Concen		2	1											1%	1%								
			<b>Total</b>	4	6	5	3	2	2	4	4	4	4	5	3%	4%	4%	3%	2%	2%	4%	3%	3%	3%	4%	
		<b>Total</b>		98	87	72	63	61	65	66	82	73	70	70	61%	63%	58%	57%	57%	63%	60%	59%	54%	55%		
	<b>Grand Total</b>			160	139	125	110	107	103	110	137	124	130	127	100%	100%	100%	100%	100%	100%	100%	100%	100%	100%	100%	

CensusDate Students MJ&MN\_CD2, data as of Oct. 2021, U Regina Office of Institutional Research, www.uregina.ca/orp note: Concen = Concentration, Concurr = concurrent program



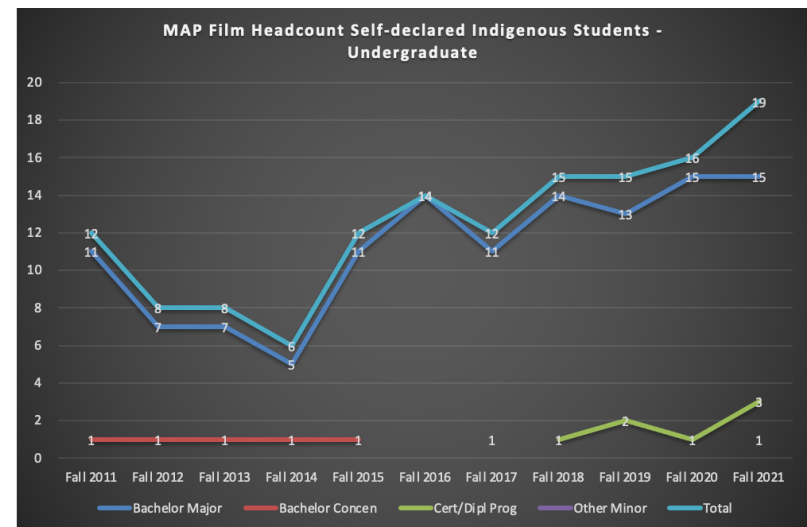
Data prepared in consultation with Keith Fortowsky, Office of Institutional Research, University of Regina, December 2021-January 2022

# MAP FILM Unit Review - Appendix V - Data and Graphs

University of Regina Census Date Students for Unit: MAP FILM - Film  
 MJ&MN\_CD2: Summary of Majors, Minors & Concen, by Indigenous (domestic) declaration  
 for: MPCERTANIMAT MPDIPFP MST FPRD FST PHOT FILM FVPR FVST MP MS  
 All Level, does NOT include secondary concurrent program registrations

breakout	LEVEL	DEG Type	Maj/Min Level	# students													% of annual Grand Total (note subtotals duplicate)												
				Fall 2011	Fall 2012	Fall 2013	Fall 2014	Fall 2015	Fall 2016	Fall 2017	Fall 2018	Fall 2019	Fall 2020	Fall 2021	Fall 2011	Fall 2012	Fall 2013	Fall 2014	Fall 2015	Fall 2016	Fall 2017	Fall 2018	Fall 2019	Fall 2020	Fall 2021				
Indigenous	Under grad	Bachelor	Major	11	7	7	5	11	14	11	14	13	15	15	7%	5%	6%	5%	10%	14%	10%	10%	10%	12%	12%				
			Concen	1	1	1	1	1						1	1%	1%	1%	1%					1%	2%	1%	1%			
		Cert/Dipl Prog	Other									1																	
			Minor									1											1%						
		<b>Total</b>		12	8	8	6	12	14	12	15	15	16	19	8%	6%	6%	5%	11%	14%	11%	11%	12%	12%	15%				
	Grad	Masters	Major					1	1	1	1	1	2	2	2					1%	1%	1%	1%	2%	2%	2%			
			Concen					1	1	1	1	2	2	2						1%	1%	1%	1%	2%	2%	2%			
	<b>Total</b>		12	8	8	6	13	15	13	16	17	18	21	8%	6%	6%	5%	12%	15%	12%	12%	14%	14%	17%					
	non Indigenous	Under grad	Bachelor	Major	139	119	101	91	82	74	75	100	87	98	87	87%	86%	81%	83%	77%	72%	68%	73%	70%	75%	69%			
				Minor			1	3	3	2	11	7	5	2	2			1%	3%	3%	2%	10%	5%	4%	2%	2%			
Cert/Dipl Prog			Concen	5	3	2	1	1					1	4	1	3%	2%	1%					1%	3%	1%	1%			
			Other																										
<b>Total</b>				144	122	104	95	85	78	86	109	96	105	99	90%	88%	83%	86%	79%	76%	78%	80%	77%	81%	78%				
Grad		Masters	Major	4	6	11	9	9	10	11	12	11	7	7	3%	4%	9%	8%	8%	10%	10%	9%	9%	5%	6%				
			Concen			3	2											2%	2%										
<b>Total</b>			4	9	13	9	9	10	11	12	11	7	7	3%	6%	10%	8%	8%	10%	10%	9%	9%	5%	6%					
<b>Total</b>			148	131	117	104	94	88	97	121	107	112	106	93%	94%	94%	95%	88%	85%	88%	88%	86%	86%	83%					
<b>Grand Total</b>				160	139	125	110	107	103	110	137	124	130	127	100%	100%	100%	100%	100%	100%	100%	100%	100%	100%					

CensusDate Students MJ&MN\_CD2, data as of Oct. 2021, U Regina Office of Institutional Research, www.uregina.ca/orp note: Concen = Concentration, Concurr = concurrent program



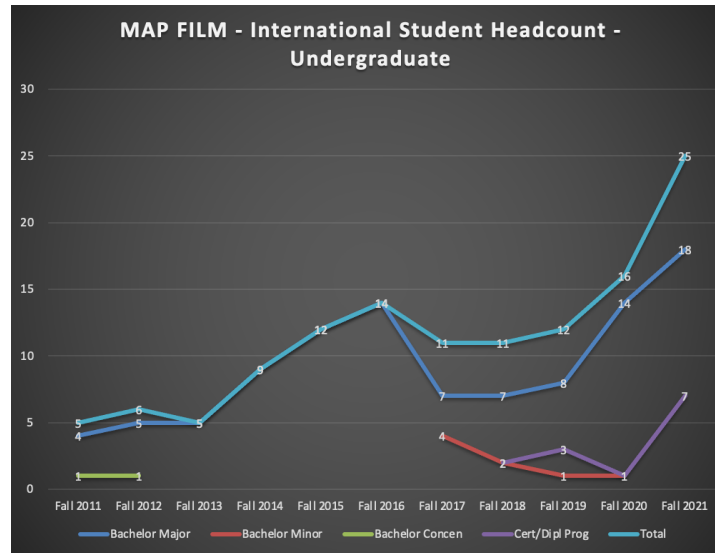
Data prepared in consultation with Keith Fortowsky, Office of Institutional Research, University of Regina, December 2021-January 2022

# MAP FILM Unit Review - Appendix V - Data and Graphs

University of Regina Census Date Students for Unit: MAP FILM - Film  
 MJ&MN\_CD2: Summary of Majors, Minors & Concen, by International Res Code  
 for: MPCERTANIMAT MPDIPFP MST FPRD FST PHOT FILM FVPR FVST MP MS  
 All Level, does NOT include secondary concurrent program registrations

breakout	LEVEL	DEG Type	Maj/Min Level	# students											% of annual Grand Total (note subtotals duplicate)										
				Fall 2011	Fall 2012	Fall 2013	Fall 2014	Fall 2015	Fall 2016	Fall 2017	Fall 2018	Fall 2019	Fall 2020	Fall 2021	Fall 2011	Fall 2012	Fall 2013	Fall 2014	Fall 2015	Fall 2016	Fall 2017	Fall 2018	Fall 2019	Fall 2020	Fall 2021
INTL	Under grad	Bachelor	Major	4	5	5	9	12	14	7	7	8	14	18	3%	4%	4%	8%	11%	14%	6%	5%	6%	11%	14%
			Minor							4	2	1	1								4%	1%	1%	1%	
			Concen	1	1											1%	1%								
	Cert/Dipl	Prog									2	3	1	7								1%	2%	1%	6%
	<b>Total</b>			5	6	5	9	12	14	11	11	12	16	25	3%	4%	4%	8%	11%	14%	10%	8%	10%	12%	20%
Grad	Masters	Major		3	9	8	8	8	9	10	9	5	5		2%	7%	7%	7%	8%	8%	7%	7%	4%	4%	
		Concen																							
		<b>Total</b>		3	9	8	8	8	9	10	9	5	5		2%	7%	7%	7%	8%	8%	7%	7%	4%	4%	
<b>Total</b>			5	9	14	17	20	22	20	21	21	21	30	3%	6%	11%	15%	19%	21%	18%	15%	17%	16%	24%	
domestic	Under grad	Bachelor	Major	146	121	103	87	81	74	79	107	92	99	84	91%	87%	82%	79%	76%	72%	72%	78%	74%	76%	66%
			Minor			1	3	3	2	7	5	4	1	2		1%	3%	3%	2%	6%	4%	3%	1%	2%	
			Concen	5	3	3	2	1	1				1	4	2	3%	2%	2%	2%	1%	1%			1%	3%
	Cert/Dipl	Prog									1	2	1	5								1%	2%	1%	4%
	Other	Minor							1	1										1%	1%				
<b>Total</b>			151	124	107	92	85	78	87	113	99	105	93	94%	89%	86%	84%	79%	76%	79%	82%	80%	81%	73%	
Grad	Masters	Major	4	3	2	1	2	3	3	3	4	4	4	4	3%	2%	2%	1%	2%	3%	3%	2%	3%	3%	3%
		Concen																							
		<b>Total</b>		4	3	2	1	2	3	3	3	4	4	4	4	3%	2%	2%	1%	2%	3%	3%	2%	3%	3%
<b>Total</b>			4	6	4	1	2	3	3	3	4	4	4	3%	4%	3%	1%	2%	3%	3%	2%	3%	3%	3%	
<b>Total</b>			155	130	111	93	87	81	90	116	103	109	97	97%	94%	89%	85%	81%	79%	82%	85%	83%	84%	76%	
<b>Grand Total</b>			160	139	125	110	107	103	110	137	124	130	127	100%	100%	100%	100%	100%	100%	100%	100%	100%	100%	100%	

CensusDate Students MJ&MN\_CD2, data as of Oct. 2021, U Regina Office of Institutional Research, www.uregina.ca/orp note: Concen = Concentration, Concurr = concurrent program



Data prepared in consultation with Keith Fortowsky, Office of Institutional Research, University of Regina, December 2021-January 2022

# MAP FILM Unit Review - Appendix V - Data and Graphs

URegina FB Convocation Summary by Calendar Year (Spring + Fall convocations) for **MAP FILM - Film**

ConvMJ&MN1: Programs, Majors, Minors & Concentrations for codes: MPCERTANIMAT MPDIPFP MST FPRD FST PHOT FILM FVPR FVST MP MS

Conv Level	DEG Type	Conv Calendar Year																					
		2000	2001	2002	2003	2004	2005	2006	2007	2008	2009	2010	2011	2012	2013	2014	2015	2016	2017	2018	2019	2020	2021
GR	Masters				1			4	1			2		2	2		2	4		4	4	1	
UG	Bachelor	22	18	19	24	27	23	19	26	25	22	26	25	21	20	26	20	17	16	10	14	11	11
	Cert/Dipl																				1		
<b>Grand Total</b>		22	18	19	25	27	23	19	30	26	22	26	27	21	22	28	20	19	20	10	19	15	12

FB Convocations **ConvMJ&MN1**, as of Nov 1 2021, URegina Office of Institutional Research [www.uregina.ca/orp](http://www.uregina.ca/orp); note Conc. = Concentration

